

## **Benefix®**

### **NAME OF THE MEDICINAL PRODUCT**

BeneFIX 1000 IU

BeneFIX 2000 IU

### **QUALITATIVE AND QUANTITATIVE COMPOSITION**

Each vial of Benefix 1000 IU contains nominally 1000 IU nonacog alfa (recombinant coagulation factor IX).

Each vial of Benefix 2000 IU contains nominally 2000 IU nonacog alfa (recombinant coagulation factor IX).

For the full list of excipients, see section 11.

### **PHARMACEUTICAL FORM**

BeneFIX, 1000 IU, 2000 IU powder and solvent for solution for injection

White powder and clear and colorless solvent.

## **1 INDICATIONS AND USAGE**

### **1.1 Control and Prevention of Bleeding Episodes in Hemophilia B**

BeneFIX®, Coagulation Factor IX (Recombinant), is indicated for the control and prevention of bleeding episodes in adult and pediatric patients with hemophilia B (congenital factor IX deficiency or Christmas disease).

### **1.2 Peri-operative Management in Patients with Hemophilia B**

BeneFIX, Coagulation Factor IX (Recombinant), is indicated for peri-operative management in adult and pediatric patients with hemophilia B.

BeneFIX, Coagulation Factor IX (Recombinant), is **NOT** indicated for:

- treatment of other factor deficiencies (e.g., factors II, VII, VIII, and X),
- treatment of hemophilia A patients with inhibitors to factor VIII,
- reversal of coumarin-induced anticoagulation,
- treatment of bleeding due to low levels of liver-dependent coagulation factors.

## **2.DOSAGE AND ADMINISTRATION**

### **2.1 General Considerations for Administration For**

#### **Intravenous Use after Reconstitution**

- Treatment with BeneFIX, Coagulation Factor IX (Recombinant), should be initiated under the supervision of a physician experienced in the**

**treatment of hemophilia B.**

- Each vial of BeneFIX has the rFIX potency in the International Units (IU) stated on the vial.
- Dosage and duration of treatment for all factor IX products depend on the severity of the factor IX deficiency, the location and extent of bleeding, and the patient's clinical condition, age and recovery of factor IX.

To ensure that the desired factor IX activity level has been achieved, precise monitoring using the factor IX activity assay is advised. Doses should be titrated using the factor IX activity, pharmacokinetic parameters, such as half-life and recovery, as well as taking the clinical situation into consideration in order to adjust the dose as appropriate.

Dosing of BeneFIX may differ from that of plasma-derived factor IX products [see *Clinical Pharmacology* (12)]. Subjects at the low end of the observed factor IX recovery may require upward dosage adjustment of BeneFIX to as much as two times (2X) the initial empirically calculated dose in order to achieve the intended rise in circulating factor IX activity.

The safety and efficacy of BeneFIX administration by continuous infusion have not been established [see *Warnings and Precautions* (5)].

## 2.2 Method of Calculating Initial Estimated Dose

The method of calculating the factor IX dose is shown in Table 1.

Table 1

number of factor IX IU required (IU)	=	body weight (kg)	x	desired factor IX increase (% or IU/dL)	x	reciprocal of observed recovery (IU/kg per IU/dL)
---	---	------------------------	---	--	---	---

### Average Recovery Adult Patients in Clinical Trial

In adult PTPs, on average, one International Unit (IU) of BeneFIX per kilogram of body weight increased the circulating activity of factor IX by  $0.8 \pm 0.2$  IU/dL (range 0.4 to 1.2 IU/dL). The method of dose estimation is illustrated in Table 2. If you use 0.8 IU/dL average increase of factor IX per IU/kg body weight administered, then:

Table 2

number of factor IX IU required (IU)	=	body weight (kg)	x	desired factor IX increase (% or IU/dL)	x	1.3 (IU/kg per IU/dL)
---	---	------------------------	---	--	---	--------------------------

### Average Recovery Pediatric Patients (<15 years) in Clinical Trial

In pediatric patients, on average, one international unit of BeneFIX per kilogram of body weight increased the circulating activity of factor IX by  $0.7 \pm 0.3$  IU/dL (range 0.2 to 2.1 IU/dL; median of 0.6 IU/dL per IU/kg). The method of dose estimation is illustrated in Table 3. If you use 0.7 IU/dL average increase of factor IX per IU/kg body weight administered, then:

Table 3

number of factor IX IU required (IU)	=	body weight (kg)	x	desired factor IX increase (% or IU/dL)	x	1.4 (IU/kg per IU/dL)
---	---	------------------------	---	--	---	--------------------------

Doses administered should be titrated to the patient's clinical response. Patients may vary in their pharmacokinetic (e.g., half-life, *in vivo* recovery) and clinical responses to BeneFIX. Although the dose can be estimated by the calculations above, it is highly recommended that, whenever possible, appropriate laboratory tests, including serial factor IX activity assays, be performed.

### 2.3 Dosing Guide for Control and Prevention of Bleeding Episodes and Peri-operative Management

Table 4

Type of Hemorrhage	Circulating Factor IX Activity Required [% or (IU/dL)]	Dosing Interval [hours]	Duration of Therapy [days]
<b>Minor</b>			
Uncomplicated hemarthrosis, superficial muscle, or soft tissue	20-30	12-24	1-2
<b>Moderate</b>			
Intramuscle or soft tissue with dissection, mucous membranes, dental extractions, or hematuria	25-50	12-24	Treat until bleeding stops and healing begins, about 2 to 7 days
<b>Major</b>			
Pharynx, retropharynx, retroperitoneum, CNS, surgery	50-100	12-24	7-10

Adapted from: Roberts and Eberst<sup>1</sup>

### 2.4 Preparation and Reconstitution

The procedures below are provided as general guidelines for the preparation and reconstitution of BeneFIX.

### Preparation

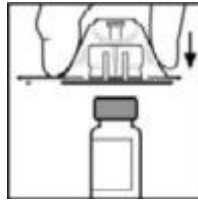
1. Always wash your hands before performing the following procedures.
2. Use aseptic technique (meaning clean and germ-free) during the reconstitution procedure.
3. Use all components in the reconstitution and administration of this product as soon as possible after opening their sterile containers to minimize unnecessary exposure to the atmosphere.
4. Pooling: If needing more than one vial of BeneFIX per infusion, reconstitute each vial according to the following instructions. Remove the diluent syringe leaving the vial adapter in place, and use a separate large luer lock syringe to draw back the reconstituted contents of each vial. Do not detach the diluent syringes or the large luer lock syringe until you are ready to attach the large luer lock syringe to the next vial adapter.

### Reconstitution

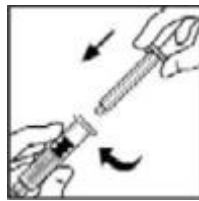
1. If refrigerated, allow the vial of lyophilized BeneFIX and the pre-filled diluent syringe to reach room temperature.
2. Remove the plastic flip-top cap from the BeneFIX vial to expose the central portions of the rubber stopper.



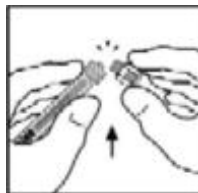
3. Wipe the top of the vial with the alcohol swab provided, or use another antiseptic solution, and allow to dry. After cleaning, do not touch the rubber stopper with your hand or allow it to touch any surface.
4. Peel back the cover from the clear plastic vial adapter package. Do not remove the adapter from the package.
5. Place the vial on a flat surface. While holding the adapter in the package, place the vial adapter over the vial and press down firmly on the package until the adapter spike penetrates the vial stopper.



6. Grasp the plunger rod as shown in the diagram. Avoid contact with the shaft of the plunger rod. Attach the threaded end of the plunger rod to the diluent syringe plunger by pushing and turning firmly.



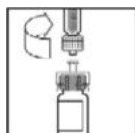
7. Break off the tamper-resistant plastic tip cap from the diluent syringe by snapping the perforation of the cap. Do not touch the inside of the cap or the syringe tip. The diluent syringe may need to be recapped (if not administering reconstituted BeneFIX immediately), so place the cap on its top on a clean surface in a spot where it would be least likely to become environmentally contaminated.



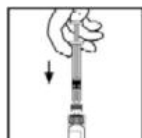
8. Lift the package away from the adapter and discard the package.



9. Place the vial on a flat surface. Connect the diluent syringe to the vial adapter by inserting the tip into the adapter opening while firmly pushing and turning the syringe clockwise until secured.

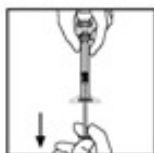


10. Slowly depress the plunger rod to inject all the diluent into the BeneFIX vial.



11. Without removing the syringe, gently swirl the contents of the vial until the powder is dissolved.

12. Invert the vial and slowly draw the solution into the syringe.



13. Detach the syringe from the vial adapter by gently pulling and turning the syringe counter-clockwise. Discard the vial with the adapter attached.

14. The reconstituted solution should be clear and colorless. If it is not, discard and use a new kit. If the solution is not to be used immediately, recap the syringe. Do not touch the syringe tip or the inside of the cap.

15. Store the reconstituted solution at room temperature and use it within 3 hours.

Note: BeneFIX, when reconstituted, contains polysorbate-80, which is known to increase the rate of di-(2-ethylhexyl)phthalate (DEHP) extraction from polyvinyl chloride (PVC). This should be considered during the preparation and administration of BeneFIX, including storage time elapsed in a PVC container following reconstitution. It is important that the recommendations for dosage and administration be followed closely [see *Dosage and Administration* (2.1, 2.3)].

Note: The tubing of the infusion set included with this kit does not contain DEHP.

## 2.5 Administration

### For Intravenous use after Reconstitution only

**The safety and efficacy of administration by continuous infusion have not been established [see *Warnings and Precautions* (5.2)].**

- Inspect BeneFIX solution for particulate matter and discoloration prior to administration, whenever solution and container permit.
- Administer BeneFIX using the tubing provided in this kit, and the pre-filled diluent syringe provided, or a single sterile disposable plastic syringe.

- Do not mix or administer BeneFIX in the same tubing or container with other medicinal products

#### Administration

1. Attach the syringe to the luer end of the infusion set tubing provided.
2. Apply a tourniquet and prepare the injections site by wiping the skin well with an alcohol swab provided in the kit.



3. Perform venipuncture. Insert the needle on the infusion set tubing into the vein, and remove the tourniquet. Inject The reconstituted BeneFIX intravenously over several minutes. Adjust The rate of administration based on the patient's comfort level.



**Note:** Agglutination of red blood cells in the tubing/syringe has been reported with the administration of BeneFIX. No adverse events have been reported in association with this observation. To minimize the possibility of agglutination, it is important to limit the amount of blood entering the tubing. Blood should not enter the syringe. If red blood cell agglutination is observed in the tubing or syringe, discard all material (tubing, syringe and BeneFIX solution) and resume administration with a new package.

4. Following completion of BeneFIX treatment, remove and discard the infusion set. Dispose of all unused solution, empty vial(s), and used needles and syringes in an appropriate container.

### 3. DOSAGE FORMS AND STRENGTHS

BeneFIX is supplied as a white lyophilized powder in the following nominal dosages:

- 1000 IU
- 2000 IU

Each BeneFIX single-use vial has the actual recombinant factor IX (rFIX) potency in the IU stated on the vial.

### 4 CONTRAINDICATIONS

BeneFIX is contraindicated in patients who have manifested life-threatening, immediate hypersensitivity reactions, including anaphylaxis, to the product or its components, including hamster protein.

### 5. WARNINGS AND PRECAUTIONS



## 5.1 Hypersensitivity Reactions

Hypersensitivity reactions, including anaphylaxis, have been reported with BeneFIX and have manifested as pruritus, rash, urticaria, hives, facial swelling, dizziness, hypotension, nausea, chest discomfort, cough, dyspnea, wheezing, flushing, discomfort (generalized) and fatigue. Frequently, these events have occurred in close temporal association with the development of factor IX inhibitors.

Closely monitor patients for signs and symptoms of acute hypersensitivity reactions, particularly during the early phases of initial exposure to product. Because of the potential for allergic reactions with factor IX concentrates, perform the initial (approximately 10 - 20) administrations of factor IX under medical supervision where proper medical care for allergic reactions could be provided. Advise patients to discontinue use of the product and contact their physician and/or seek immediate emergency care. Immediately discontinue the administration and initiate appropriate treatment if symptoms occur.

BeneFIX contains trace amounts of hamster (CHO) proteins. Patients treated with this product may develop hypersensitivity to these non-human mammalian proteins.

## 5.2 Thromboembolic Complications

There have been post-marketing reports of thrombotic events in patients receiving continuous-infusion BeneFIX through a central venous catheter, including life-threatening superior vena cava (SVC) syndrome in critically ill neonates [*see Adverse Reactions (6.2)*]. The safety and efficacy of BeneFIX administration by continuous infusion have not been established [*see Dosage and Administration (2.1, 2.3)*].

## 5.3 Nephrotic Syndrome

Nephrotic syndrome has been reported following immune tolerance induction with factor IX products in hemophilia B patients with factor IX inhibitors and a history of allergic reactions to factor IX. The safety and efficacy of using BeneFIX for immune tolerance induction have not been established.

## 5.4 Neutralizing Antibodies (Inhibitors)

Neutralizing antibodies (inhibitors) have been reported following administration of BeneFIX [*see Adverse Reactions (6.1)*]. Evaluate patients using BeneFIX for the development of factor IX inhibitors by appropriate clinical observations and laboratory tests. If expected plasma factor IX activity levels are not attained, or if bleeding is not controlled with an expected dose, perform an assay that measures factor IX inhibitor concentration.

Patients with factor IX inhibitors are at an increased risk of severe hypersensitivity reactions or anaphylaxis upon subsequent challenge with factor IX.<sup>2</sup> Evaluate patients experiencing allergic reactions for the presence of an inhibitor and closely monitor patients with inhibitors for signs and symptoms of acute hypersensitivity reactions, particularly during the early phases of initial exposure to product [*see Warnings and Precautions (5.1)*].

## 5.5 Monitoring Laboratory Tests

- Monitor patients for factor IX activity levels by the one-stage clotting assay to confirm that adequate factor IX levels have been achieved and maintained, when clinically indicated [*see Dosage and Administration (2.1)*].
- Monitor patients for the development of inhibitors if expected plasma factor IX

activity levels are not attained, or if bleeding is not controlled with the recommended dose of BeneFIX. Determine plasma factor IX inhibitor levels in Bethesda Units (BUs).

## 6. ADVERSE REACTIONS

The most serious adverse reactions are systemic hypersensitivity reactions, including bronchospastic reactions and/or hypotension and anaphylaxis and the development of high-titer inhibitors necessitating alternative treatments to factor IX replacement therapy.

The most common adverse reactions observed in clinical trials [frequency > 5% of previously treated patients (PTPs) or previously untreated patients (PUPs)] were fever, cough headaches, dizziness, nausea, injections site reaction, injection site pain and skin-related hypersensitivity reactions (e.g., rash, hives).

### 6.1 Clinical Trials Experience

Because clinical trials are conducted under widely varying conditions, adverse reaction rates observed in the clinical trials of a drug cannot be directly compared to rates in the clinical trials of another drug and may not reflect the rates observed in clinical practice.

During uncontrolled open-label clinical trials with BeneFIX, , conducted in PTPs, 113 adverse reactions with known or unknown relation to BeneFIX therapy were reported among 38.5% (25 of 65) of subjects (with some subjects reporting more than one event) who received a total of 7,573 infusions. These adverse reactions are summarized in Table 5.

**Table 5: Adverse Reactions Reported for PTPs\***

Body System	Adverse Reaction	Number of Patients (%)
Blood and lymphatic system disorders	Factor IX inhibition <sup>1</sup>	1 (1.5%)
Eye disorders	Blurred vision	1 (1.5%)
Gastrointestinal disorders	Nausea	4 (6.2%)
	Vomiting	1 (1.5%)
General disorders and administration site conditions	Injection site reaction	5 (7.7%)
	Injection site pain	4 (6.2%)
	Fever	2 (3.1%)
Infections and infestations	Cellulitis at IV site	1 (1.5%)
	Phlebitis at IV site	1 (1.5%)
Nervous system disorders	Headache	7 (10.8%)
	Dizziness	5 (7.7%)
	Taste perversion (altered taste)	3 (4.6%)
	Shaking	1 (1.5%)
	Drowsiness	1 (1.5%)
Renal and urinary disorders	Renal infarct <sup>2</sup>	1 (1.5%)

**Table 5: Adverse Reactions Reported for PTPs\***

<b>Body System</b>	<b>Adverse Reaction</b>	<b>Number of Patients (%)</b>
Respiratory, thoracic and mediastinal disorders	Dry cough	1 (1.5%)
	Hypoxia	1 (1.5%)
	Chest tightness	1 (1.5%)
Skin and subcutaneous disorders	Rash	4 (6.2%)
	Hives	2 (3.1%)
Vascular disorders	Flushing	2 (3.1%)

\*Adverse reactions reported within 72 hours of an infusion of BeneFIX.

<sup>1</sup> Low-titer transient inhibitor formation.

<sup>2</sup> The renal infarct developed in a hepatitis C antibody-positive patient 12 days after a dose of BeneFIX for a bleeding episode. The relationship of the infarct to the prior administration of BeneFIX is uncertain.

In the 63 PUPs, who received a total of 5,538 infusions, 10 adverse reactions were reported among 9.5% of the patients (6 out of 63) having known or unknown relationship to BeneFIX. These events are summarized in Table 6.

**Table 6: Adverse Reactions Reported for PUPs\***

<b>Body System</b>	<b>Adverse Reaction</b>	<b>Number of Patients (%)</b>
Blood and lymphatic system disorders	Factor IX inhibition <sup>1</sup>	2 (3.2%)
General disorders and administration site conditions	Injection site reaction	1 (1.6%)
	Chills	1 (1.6%)
Respiratory, thoracic and mediastinal disorders	Dyspnea (respiratory distress)	2 (3.2%)
Skin and subcutaneous disorders	Hives	3 (4.8%)
	Rash	1 (1.6%)

\*Adverse reactions reported within 72 hours of an infusion of BeneFIX.

<sup>1</sup> Two subjects developed high-titer inhibitor formation during treatment with BeneFIX.

### Immunogenicity

In clinical trials with 65 PTPs (defined as having more than 50 exposure days), a low-titer inhibitor was observed in one patient. The inhibitor was transient, the patient continued on the trial and had normal factor IX recovery at the trial completion (approximately 15 months after inhibitor detection).

In clinical trials with pediatric PUPs, inhibitor development was observed in 2 out of 63 patients (3.2%), both were high-titer (> 5 BU) inhibitors detected after 7 and 15 exposure days, respectively. Both patients were withdrawn from the trial.

The detection of antibody formation is highly dependent on the sensitivity and specificity of the assay. Additionally, the observed incidence of antibody (including neutralizing antibody)

positivity in an assay may be influenced by several factors, including assay methodology, sample handling, timing of sample collection, concomitant medications, and underlying disease. For these reasons, comparison of the incidence of antibodies to BeneFIX with the incidence of antibodies to other products may be misleading.

#### Thromboembolic complications

All subjects participating in the PTP, PUP and surgery trials were monitored for clinical evidence of thrombosis. No thrombotic complications were reported in PUPs or surgery subjects. One PTP subject experienced a renal infarct (see Table 2). Laboratory studies of thrombogenicity (fibrinopeptide A and prothrombin fragment 1 + 2) were obtained in 41 PTPs and 7 surgery subjects prior to infusion and up to 24 hours following infusion. The results of these studies were inconclusive. Out of 29 PTP subjects noted to have elevated fibrinopeptide A levels post-infusion of BeneFIX, 22 also had elevated levels at baseline. Surgery subjects showed no evidence of significant increase in coagulation activation.

## **6.2 Post-marketing Experience**

The following post-marketing adverse reactions have been reported for BeneFIX: inadequate factor IX recovery, inadequate therapeutic response, inhibitor development [*see Clinical Pharmacology (12)*], anaphylaxis [*see Warnings and Precautions (5.1)*], angioedema, dyspnea, hypotension, and thrombosis.

Because these reactions are reported voluntarily from a population of uncertain size, it is not always possible to reliably estimate their frequency or establish a causal relationship to drug exposure.

There have been post-marketing reports of thrombotic events, including life-threatening SVC syndrome in critically ill neonates, while receiving continuous-infusion BeneFIX through a central venous catheter. Cases of peripheral thrombophlebitis and DVT have also been reported. In some, BeneFIX was administered via continuous infusion, which is not an approved method of administration [*see Dosage and Administration (2)*]. The safety and efficacy of BeneFIX administration by continuous infusion have not been established [*see Warnings and Precautions (5.2)*].

#### Reporting of suspected adverse reactions

Reporting suspected adverse reactions after authorisation of the medicinal product is important. It allows continued monitoring of the benefit/risk balance of the medicinal product. Any suspected adverse events should be reported to the Ministry of Health according to the National Regulation by using an online form

<https://sideeffects.health.gov.il/>

## **8 USE IN SPECIFIC POPULATIONS**

### **8.1 Pregnancy**

#### Risk Summary

There are no data with BeneFIX use in pregnant women to inform a drug-associated risk. Animal reproduction studies have not been conducted with BeneFIX. It is not known whether

BeneFIX can affect reproductive capacity or cause fetal harm when given to pregnant women. In the U.S. general population, the estimated background risk of major birth defect and miscarriage in clinically recognized pregnancies is 2-4% and 15-20%, respectively.

## 8.2 Lactation

### Risk Summary

There is no information regarding the presence of BeneFIX in human milk, the effect on the breastfed infant, and the effects on milk production. The developmental and health benefits of breastfeeding should be considered along with the mother's clinical need for BeneFIX and any potential adverse effects on the breastfed child from BeneFIX or from the underlying maternal condition.

## 8.4 Pediatric Use

Safety, efficacy, and pharmacokinetics of BeneFIX have been evaluated in previously treated (PTP) and previously untreated pediatric patients (PUP) [*see, Clinical Studies (14) and Adverse Reactions (6)*]. On average, lower recovery, shorter half-life and higher clearance (based on kg body weight) have been observed in children younger than

12 years old [*see Clinical Pharmacology (12.3)*]-Dose adjustment may be needed [*see Dosage and Administration (2.1)*].

## 8.5 Geriatric Use

Clinical trials of BeneFIX did not include sufficient numbers of subjects aged 65 and over to determine whether they respond differently from younger subjects. Dose selection for an elderly patient should be individualized [*see Dosage and Administration (2.1)*].

# 11 DESCRIPTION

BeneFIX, Coagulation Factor IX (Recombinant), is a purified protein produced by recombinant DNA technology. The product is formulated as a sterile, non-pyrogenic, lyophilized powder preparation intended to be reconstituted for intravenous injection. It is available in single-use vials containing the labeled amount of factor IX activity, expressed in International Units (IU). Each vial contains nominally 1000, or 2000 IU of recombinant coagulation factor IX. The potency (in IU) is determined using an *in vitro* one-stage clotting assay against the World Health Organization (WHO) International Standard for Factor IX concentrate. One IU is the amount of factor IX activity present in 1 mL of pooled, normal human plasma. After reconstitution of the lyophilized drug product, the concentrations of excipients are 0.234% sodium chloride, 8 mM L-histidine, 0.8% sucrose, 208 mM glycine, 0.004% polysorbate 80. The specific activity of BeneFIX is greater than or equal to 200 IU per milligram of protein. BeneFIX contains no preservatives and all dosage strengths yield a clear, colorless solution upon reconstitution.

Coagulation factor IX is the active ingredient in BeneFIX. It has a primary amino acid sequence that is identical to the Ala<sup>148</sup> allelic form of human factor IX, and has structural and functional characteristics similar to those of endogenous factor IX.

BeneFIX is not derived from human blood. It is produced by a genetically engineered Chinese hamster ovary (CHO) cell line that is extensively characterized. No additives of animal or human origin are used during the cell culture, purification, and formulation processes of BeneFIX. The stored cell banks are free of human blood or plasma products. The CHO cell line secretes recombinant factor IX into a defined cell culture medium, and the recombinant factor IX is purified by a four-step chromatography purification process that does not require a monoclonal antibody step. The process also includes a membrane nanofiltration step that has the ability to retain molecules with apparent molecular weights >70,000 Da (such as large proteins and viral particles). BeneFIX is a single component by SDS-polyacrylamide gel electrophoresis evaluation.

## 12 CLINICAL PHARMACOLOGY

### 12.1 Mechanism of Action

BeneFIX temporarily replaces the missing clotting factor IX that is needed for effective hemostasis.

### 11.2 Pharmacodynamics

The activated partial thromboplastin time (aPTT) is prolonged in people with hemophilia B. Treatment with factor IX concentrate may normalize the aPTT by temporarily replacing the factor IX. The administration of BeneFIX, increases plasma levels of factor IX, and can temporarily correct the coagulation defect in these patients.

### 12.3 Pharmacokinetics

In a randomized, cross-over pharmacokinetic study, BeneFIX reconstituted in 0.234% sodium chloride diluent was shown to be pharmacokinetically equivalent to the previously marketed BeneFIX (reconstituted with Sterile Water for Injection) in 24 previously treated patients (≥12 years) at a dose of 75 IU/kg. In addition, pharmacokinetic parameters

were followed up in 23 previously treated patients after repeated administration of BeneFIX for six months and found to be unchanged compared with those obtained at the initial evaluation. A summary of pharmacokinetic data is presented in Table 8:

**Table 7: Pharmacokinetic Parameter Estimates for BeneFIX (75 IU/kg) at Baseline and Month 6 in Previously Treated Patients with Hemophilia B**

Parameter	, Baseline n = 24	Month 6 , n = 23
	Mean ± SD	Mean ± SD
C <sub>max</sub> (IU/dL)	54.5 ± 15.0	57.3 ± 13.2
AUC <sub>∞</sub> (IU·hr/dL)	940 ± 237	923 ± 205
t <sub>1/2</sub> (hr)	22.4 ± 5.3	23.8 ± 6.5
CL (mL/hr/kg)	8.47 ± 2.12	8.54 ± 2.04
Recovery(IU/dL per IU/kg)	0.73 ± 0.20	0.76 ± 0.18

Abbreviations:  $AUC_{\infty}$  = area under the plasma concentration-time curve from time zero to infinity;;  $C_{\max}$  = peak concentration;;  $t_{1/2}$  = plasma elimination half-life; CL = clearance; SD = standard deviation.

### *Pediatric Patients ( $\leq 12$ years)*

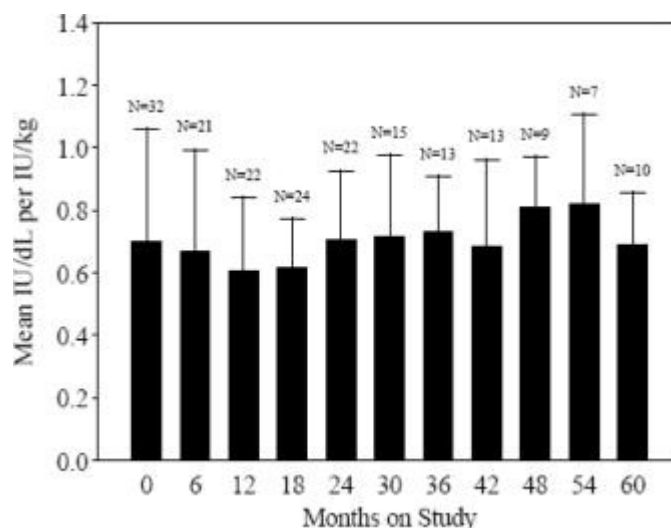
A population pharmacokinetic model was developed using data collected in patients aged 7 months to 60 years who received single doses of BeneFIX ranging from 50 to 75 IU/kg. The parameters estimated using the final 2-compartment model are shown in Table 5. Infants and children had higher clearance, larger volume of distribution, shorter half-life and lower recovery than adolescents and adults.

**Table 8: Mean  $\pm$  SD Pharmacokinetic Parameters Derived from Population Pharmacokinetic Analysis**

Age Group	Infants (<2 years)	Children		Adolescents and Adults ( $\geq 12$ years)
		2 to <6 yr	6 to <12 yr	
Number of subjects	7	16	1	43
Clearance (mL/h/kg)	$13.1 \pm 2.1$	$13.1 \pm 2.8$	15.5	$8.4 \pm 2.4$
Vss (mL/kg)	$252 \pm 35$	$257 \pm 25$	303	$229 \pm 57$
Half-life (h)	$15.6 \pm 1.2$	$16.7 \pm 1.9$	16.3	$23.1 \pm 4.4$
Recovery (IU/dL per IU/kg)	$0.61 \pm 0.10$	$0.60 \pm 0.08$	0.47	$0.72 \pm 0.19$

Abbreviations: SD = standard deviation; Vss = volume of distribution at steady-state

Data from 57 PUP subjects who underwent repeat recovery testing for up to 60 months demonstrated that the average recovery was consistent over time, as shown in Figure 1.



**Figure 1. Average Recovery over Time 13NONCLINICAL**

## TOXICOLOGY

### 13.1 Carcinogenesis, Mutagenesis, Impairment of Fertility

BeneFIX has been shown to be nonmutagenic in the Ames assay and non-clastogenic in a chromosomal aberrations assay. No investigations on carcinogenesis or impairment of fertility

have been conducted.

## 14CLINICAL STUDIES

Efficacy of BeneFIX has been evaluated in clinical trials in which a total of 153 subjects received BeneFIX either for the on-demand treatment and control of bleeding episodes, perioperative management, and routine prophylaxis in patients with hemophilia B.

### *On-demand Treatment and Control of Bleeding Episodes*

Fifty-six PTPs and sixty-three PUPs were treated for bleeding episodes on an on-demand treatment and control of bleeds (see Tables 9 and 10). The PTPs were followed over a median interval of 24 months (mean  $23.4 \pm 5.3$  months) and for a median of 83.5. The PUPs were followed over a median interval of 37 months (mean  $38.1 \pm 16.4$  months) and for a median of 89 exposure days.

Fifty-five PTPs and fifty-four PUPs received BeneFIX for the treatment of bleeding episodes (see Table 9). Bleeding episodes that were managed successfully included hemarthrosis and bleeding in soft tissue and muscle. Data concerning the severity of bleeding episodes were not reported. In the PTPs, 88% of total infusions administered for on-demand treatment were rated as an “excellent” or “good” response.

**Table 9: Efficacy of BeneFIX for on-demand treatment of PTPs and PUPs**

	<b>Median Dose: IU/kg (range)</b>	<b>Rate of Bleeds Resolved with 1 Infusion</b>	<b>Response to 1<sup>st</sup> Infusion Rating<sup>c</sup> Excellent/Good</b>	<b>Response to 1<sup>st</sup> Infusion Rating<sup>c</sup> Moderate</b>	<b>Response to 1<sup>st</sup> Infusion Rating<sup>c</sup> No Response</b>
PTPs N = 55 <sup>a</sup>	42.8 (6.5-224.6)	81%	90.9%	7.1%	0.7%
PUPs N = 54 <sup>b</sup>	62.7 (8.2-292)	75%	94.1%	2.9%	1.0%

<sup>a</sup> One subject discontinued the trial after one month of treatment due to bleeding episodes that were difficult to control; he did not have a detectable inhibitor.

<sup>b</sup> Three subjects were not successfully treated including one episode in a subject due to delayed time to infusion and insufficient dosing and in 2 subjects due to inhibitor formation.

<sup>c</sup> Response ratings not provided for 1.3% and 2% of 1<sup>st</sup> infusions for PTPs and PUPs, respectively.

A total of 20 PTPs were treated with BeneFIX for secondary prophylaxis (the regular administration of FIX replacement therapy to prevent bleeding in patients who may have already demonstrated clinical evidence of hemophilic arthropathy or joint disease) at some regular interval during the trial with a mean of 2.0 infusions per week (see Table 10). Thirty-two PUPs were administered BeneFIX for routine (primary and secondary) prophylaxis (see Table 10). Twenty-four PUPs were administered BeneFIX at least twice weekly, and eight PUPs were administered BeneFIX once weekly. Seven PTPs experienced a total of 26



spontaneous bleeding episodes within 48 hours after an infusion. Six spontaneous bleeds within 48 hours after an infusion were reported in 5 PUPs. Prophylaxis therapy was rated as “excellent” or “effective” in 93% of PTPs receiving prophylaxis one to two times per week.

**Table 10: Efficacy of Prophylaxis of BeneFIX in PTPs and PUPs**

<b>Total Exposure (infusions)</b>	<b>Duration of Prophylaxis (months) (mean ± SD)</b>	<b>Dose IU/kg (mean ± SD)</b>	<b>Spontaneous Bleeds Within 48 hrs of Infusion</b>	<b>Response Rating<sup>a</sup> Excellent</b>	<b>Response Rating<sup>a</sup> Effective</b>	<b>Response Rating<sup>a</sup> Inadequate</b>
<b>20 PTPs</b>						
2985	18.2 ± 8.4 <sup>b</sup>	40.3 ± 15.2 <sup>b</sup>	28	56.0%	37.1%	4.3%
<b>32 PUPs</b>						
3158	14.4 ± 8.1	73.3 ± 33.1	6	91.3%	6.4%	1.7%

Abbreviation: SD = standard deviation

<sup>a</sup> Response ratings provided at approximately 3-month intervals. In total, 116 and 172 assessments reported for PTPs and PUPs, respectively. Response ratings not provided for 2.6% and 0.6% of intervals for PTPs and PUPs, respectively.

<sup>b</sup>N = 19

### *Perioperative Management*

Management of hemostasis was evaluated in the surgical setting in both PTPs and PUPs (see Table 11 and 12). Thirty-six surgical procedures have been performed in 28 PTPs with 23 major surgical procedures performed (including 6 complicated dental extractions). Thirty surgical procedures have been performed in 23 PUPs. Twenty-eight of these procedures were considered minor. Hemostasis was maintained throughout the surgical period; however, one PTP subject required evacuation of a surgical wound-site hematoma, and another PTP subject who received BeneFIX after a tooth extraction required further surgical intervention due to oozing at the extraction site. There was no clinical evidence of thrombotic complications in any of the subjects.

Among the PTP surgery subjects, the median increase in circulating factor IX activity was 0.7 IU/dL per IU/kg infused (range 0.3 – 1.2 IU/dL; mean 0.8 ± 0.2 IU/dL per IU/kg). The median elimination half-life for the PTP surgery subjects was 19.4 hours (range 10 – 37

hours; mean  $21.3 \pm 8.1$  hours).

**Table 11: Efficacy of BeneFIX for Surgical Procedures in Previously Treated Patients**

<b>Surgery Type<sup>a</sup></b>	<b>Number of Procedures (Number of Subjects)</b>	<b>Response Excellent/Good</b>	<b>Response Moderate</b>	<b>Response No Response</b>
Ankle surgery	2 (2)	2 (100%)	-	-
Hip prosthesis implant (right)	1 (1)	1 (100%)	-	-
Knee arthroplasty (2 bilateral, 1 right)	3 (3)	3 (100%)	-	-
Knee arthroscopic synovectomy	2 (2) <sup>b</sup>	1 (50%)	-	-
Liver transplantation (orthotopic)	1 (1)	1 (100%)	-	-
Splenectomy	1 (1)	1 (100%)	-	-
External fixation device removal (wrist)	1 (1)	1 (100%)	-	-
Hernia repair	3 (2)	3 (100%)	-	-
Subacromial decompression (left)	1 (1)	1 (100%)	-	-
Calf debridement, dental extraction <sup>c</sup>	1 (1)	1 (100%)	-	-
Lymph node removal, dental extraction <sup>c</sup>	1 (1)	1 (100%)	-	-
Left heel cord lengthening	1 (1)	1 (100%)	-	-
Dental procedures <sup>d</sup>	12 (11)	11 (92%)	1 (8%)	-
Minor procedures <sup>e</sup>	6 (6)	6 (100%)	-	-
<b><del>Previously Untreated Patients</del></b>				
<del>Hernia repair</del>	<del>2 (2)</del>	<del>2 (100%)</del>	-	-
<del>Minor procedures<sup>f</sup></del>	<del>28 (21)<sup>b</sup></del>	<del>27 (96%)</del>	-	-

<sup>a</sup> Some surgery types were done as a part of a single procedure.

<sup>b</sup> Response assessment not provided for 1 procedure.

<sup>c</sup> Includes pulse and continuous-infusion regimens; CI counted as 1 procedure in this summary.

<sup>d</sup> Includes complicated extractions (6), clearance, and fillings.

<sup>e</sup> E.g., punch biopsy of the skin.

**Table 12: Efficacy of BeneFIX for Surgical Procedures in Previously Untreated Patients**

<b>Surgery Type<sup>a</sup></b>	<b>Number of Procedures (Number of Subjects)</b>	<b>Response Excellent/Good</b>	<b>Response Moderate</b>	<b>Response No Response</b>
Hernia repair	2 (2)	2 (100%)	-	-
Minor procedures <sup>b</sup>	28 (21) <sup>c</sup>	27 (96%)	-	-

<sup>a</sup> Some surgery types were done as a part of a single procedure.

<sup>b</sup> E.g., permanent venous access placement.

<sup>c</sup> Response assessment not provided for 1 procedure.

Nine of the major surgical procedures were performed in 8 PUPs using a continuous-infusion regimen. Five of the surgical procedures were performed in PUPs using a continuous-infusion regimen over 3 to 5 days. Although circulating factor IX levels targeted to restore and maintain hemostasis were achieved with both pulse replacement and continuous infusion regimens, clinical trial experience with continuous infusion of BeneFIX for perioperative management in hemophilia B has been too limited to establish the safety and clinical efficacy of administration of the product by continuous infusion.

## **16 HOW SUPPLIED/STORAGE AND HANDLING**

### **16.1How Supplied**

BeneFIX, Coagulation Factor IX (Recombinant), is supplied in kits that include single-use vials which contain nominally 1000, or 2000 IU per vial with sterile pre-filled diluent syringe, vial adapter reconstitution device, sterile infusion set, and two (2) alcohol swabs, one bandage, and one gauze pad. Actual factor IX activity in IU is stated on the label of each vial.

### **16.2 Storage and Handling**

Product kit as packaged for sale: BeneFIX, Coagulation Factor IX (Recombinant), can be stored at room temperature or under refrigeration, at a temperature of 2 to 30°C (36 to 86°F). Do not use BeneFIX after the expiration date, on the label.

Do not freeze to prevent damage to the diluent syringe.

Product after reconstitution: The product does not contain a preservative and should be used within 3 hours.

### **17 LICENCE HOLDER**

Pfizer Pharmaceuticals Israel Ltd., 9 Shenkar St., Herzliya Pituach 46725.

**Revised in 05/2025**